



Produttori di **ARMADI** e **CASSETTE IDROTERMICHE** per  
**COLLETTORI** e **CONTABILIZZAZIONE** dei consumi

Manufacturers of **HYDROTHERMAL CABINETS** and  
**MANIFOLD BOXES** for thermal energy metering system

Catalogo generale / General catalogue



Heating &  
Cooling Components



Nella primavera del 2009 la Società VMEC, realtà di eccellenza nei servizi industriali e civili in particolar modo nel settore energetico con le strutture di sostegno per pannelli fotovoltaici, oltre che nella produzione di mobili metallici e nelle costruzioni di carpenteria leggera, decide di aumentare la gamma dei propri articoli con la produzione di armadi e cassette per collettori e per la contabilizzazione del calore, e di mensole di sostegno per la climatizzazione, affacciandosi nei relativi mercati con competenza e professionalità.

Nasce quindi in VMEC la Divisione Energia, in grado di offrire una soluzione integrata di servizi e prodotti di alto livello, con produzione interamente realizzata in Italia, in grado di accompagnare sempre il cliente nella soddisfazione delle proprie esigenze di mercato.

Oggi VMEC, azienda certificata con sistema qualità, è leader a livello italiano nella produzione di soluzioni per il fissaggio nel comparto della climatizzazione.

Tutti i prodotti sono di riconosciuta qualità ed affidabilità, presentano alcune soluzioni brevettate, e sono completati da un servizio ineccepibile che permette l'evasione di ordini anche in tempi strettissimi. Grazie alle collaborazioni con i nostri clienti ed al supporto dei nostri uomini, il marchio è diventato sinonimo di qualità per tutti i prodotti realizzati.

*In spring 2009, the VMEC Company, one of the top civil and industrial services and particularly in the energy department with the support frame for photovoltaic panels, as well as in the production of metal furniture and construction of light carpentry, decides to increase the range of its products with the production of manifold boxes and metal boxes for thermal energy metering system, and brackets for air conditioning, overlooking in their markets with skill and professionalism.*

*In VMEC company born the Energy Division, offering an integrated service and high quality products, with production entirely in Italy, always able to accompany the customer in meeting the needs of their market.*

*Today VMEC, a company with certified quality system, is a leading Italian manufacturer for fixing in the air conditioning department.*

*All products are famous for quality and reliability and have some proprietary solutions, and are complemented by impeccable service that enables to fulfill short time orders. Thanks to partnership with our customers and the support of our team, the brand has become synonymous of quality for all products.*



## PUNTI DI FORZA delle cassette VMEC® THE BEST FEATURES of VMEC®'S cabinets

- La **cassetta idrotermiche VMEC** vengono realizzate con materiali di prima scelta per garantire una qualità superiore del prodotto.
- **Porta e telaio** vengono realizzati in lamiera **pre rivestita**, spessore 0,8 mm protetta da film trasparente asportabile. L' utilizzo di questo materiale rispetto al classico prodotto in lamiera verniciata a polvere consente una maggiore resistenza a qualsiasi tipo di danno o inconveniente possa occorrere in cantiere. La porta e cornice può in ogni caso essere fornita anche con il sistema tradizionale verniciato a polvere.
- Le cassette VMEC sono realizzate ed assemblate senza l'utilizzo di **saldatura per punti elettrica**. Questo evita al prodotto qualsiasi punto di innesco di ossidazione. VMEC realizza l'assemblaggio mediante propria tecnologia di fissaggio meccanica.
- La cassetta **Mirella** viene fornita **con rete metallica per fissaggio intonaco** sia sul lato esterno posteriore del fondo, sia sul frontalino inferiore.
- Il **telaio** della porta viene ricavato da un unico pezzo ed è quindi un **corpo unico** e non realizzato da 4 parti saldate.
- Le guide di scorrimento per il fissaggio delle staffe collettori vengono serrate nel movimento mediante due **tappi in plastica** che garantiscono il mantenimento della posizione desiderata anche in presenza di forti vibrazioni.
- All' interno delle guide scorrono i bulloni di fissaggio per le staffe collettori mediante una piccola molla che consente il posizionamento in qualsiasi punto senza dover usare due mani per il fissaggio.
- Le **cassette VMEC** vengono **fornite imballate singolarmente** in una scatola di cartone neutro.
- È possibile avere una eventuale **etichetta adesiva personalizzata** riportante dati o bar code del cliente.
- **Tempi di consegna rapidi**. Grazie alla tecnologia automatizzata presente negli stabilimenti di produzione VMEC garantisce consegne in tempi rapidissimi.
- The **VMEC hydrothermal cabinet** are made by quality materials to ensure a higher quality product.
- **Door and frame** are made of sheet **pre revested by plastic material** 0.8 mm thick coated with a removable transparent protective film. The 'use of this material compared to the classic product in powder coated steel allows for greater resistance to any kind of damage or inconvenience could occur on site. The door and frame can be provided in each case with the traditional powder.
- The VMEC boxes are made and assembled without the use of **spot welding power**. This fact prevents any trigger point to the product of oxidation. VMEC realizes the assembly by its own mechanical fixing technology
- The cabinet **Mirella** is delivered **with wire mesh for plaster fixation** is on the outside rear of the bottom, both on the front lower.
- The door **frame** is made by a single piece and is therefore not a single body and made from 4 welded parts.
- The sliding guides for the fixing of the brackets cabinets are closed in the movement by two **plastic caps** that guarantee the maintenance of the desired position even in the presence of strong vibrations.
- Inside the flow guides the fixing bolts for the brackets cabinets through a small spring that allows positioning at any point without having to use two hands to fix.
- The boxes are provided by VMEC **individually packed** in a neutral cardboard box.
- It is possible to have a **personalized sticker showing any data or bar code of the customer**.
- **Quick delivery time**. Thanks to this technology in automated manufacturing, VMEC guarantees deliveries in record time









Produttori di **ARMADI** e **CASSETTE IDROTERMICHE** per  
**COLLETTORI** e **CONTABILIZZAZIONE** dei consumi

Manufacturers of **HYDROTHERMAL CABINETS** and  
**MANIFOLD BOXES** for thermal energy metering system

## MIRELLA

### armadi per collettori/manifolds cabinets

profondità/depth 80-90 mm - altezza/height 630 mm.....	8
profondità/depth 110-150 mm - altezza/height 630 mm.....	9
profondità/depth 80-90 mm - altezza/height 750 mm.....	10
profondità/depth 110-150 mm - altezza/height 750 mm.....	11
profondità/depth 110-150 mm - altezza/height 930 mm.....	12

### armadi per collettori serie ECO a porta unica / manifolds cabinet version ECO one-door

profondità/depth 80 mm - altezza/height 630 mm.....	13
profondità/depth 90 mm - altezza/height 630 mm.....	13
profondità/depth 110 mm - altezza/height 630 mm.....	13
profondità/depth 150 mm - altezza/height 630 mm.....	13



## INDICE/INDEX

## INGE

### armadi per collettori senza piedino/manifolds cabinets without feet

profondità/depth 80-90 mm - altezza/height 605 mm.....	16
profondità/depth 110-150 mm - altezza/height 605 mm.....	17

### armadi per collettori INGE con piedino/manifolds cabinets INGE with feet

profondità/depth 80-90 mm - altezza/height 750 mm.....	18
profondità/depth 110-150 mm - altezza/height 750 mm.....	19



## ANNA

### armadi per la contabilizzazione dei consumi/cabinets for thermal energy metering system

profondità/depth 110-130-150 mm - altezza/height 550 mm.....	21
--	----



## PENELOPE e AURORA

### armadi per collettori/manifolds cabinets

profondità/depth 130 mm - altezza/height 645 mm.....	24
profondità/depth 130 mm - altezza/height 770 mm.....	25



## ATENA

### cassette per sanitari/boxes for plumbing fixtures

profondità/depth 330 mm - altezza/height 70 mm.....	28
profondità/depth 330 mm - altezza/height 90 mm.....	29



## PLASTICA

### cassette d'ispezione pieghevoli/plastic folding cabinet .....31



## ALICE

### cassetta per valvola gas /cabinets for gas valve

profondità/depth 90 mm - altezza/height 200 mm.....	33
---	----



## Accessori / Accessories .....36



## Condizioni generali/General conditions .....41


## Optionals/Optionals .....42



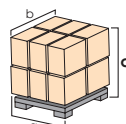
dimensione scatola  
box dimension




peso scatola  
box weight



pezzi per pallet  
pieces per pallet



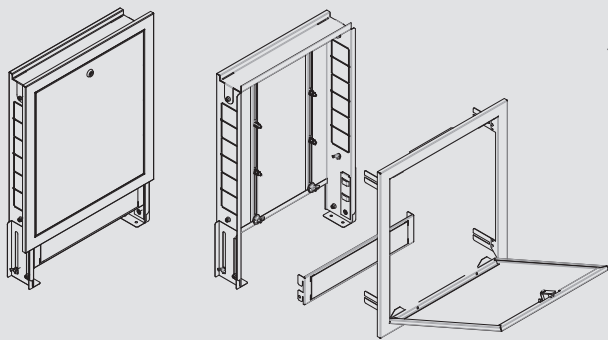
dimensione pallet  
pallet dimensions



peso pallet  
pallet weight

LEGENDA/LEGEND





## Armadi per collettori MIRELLA Manifolds cabinets MIRELLA

Armadio universale in acciaio zincato progettato per alloggiare qualsiasi tipologia di collettore esistente in commercio mediante la soluzione di due guide su binario associate a viti a scorrimento controllato.

Include:

- base incasso, n. 2 kit guide regolabili, n. 2 piedini regolabili (regolazione consentita: da 0 a 100 mm), frontolino e rete elettrosaldata anche sul dorso per facilitare l'aggrappaggio dell'intonaco;
- porta e cornice regolabile in profondità mediante elementi scorrevoli (regolazione consentita: da 0 a 50 mm);
- imballo in robusta scatola di cartone.

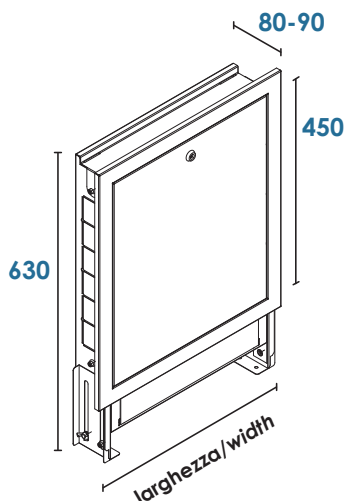
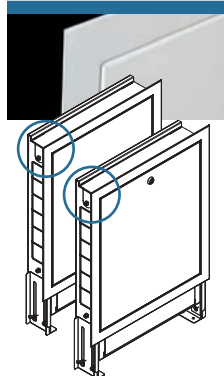
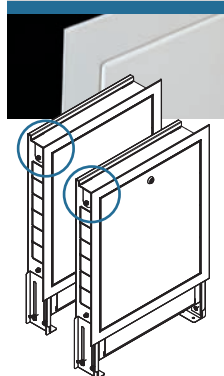
*Universal galvanised steel cabinet designed to house any type of manifold existing on the market thanks to the adjustable tracks associated with controlled sliding screws.*

*Includes:*

- *base for jointing, nr. 2 kit adjustable tracks, nr. 2 adjustable feet (allowed adjustment: from 0 to 100 mm), plastering and removable soaking front, net electrically welded to simplify the adhesion of the building plaster;*
- *door and frame with adjustable depth thanks to sliding elements (allowed adjustment: from 0 to 50 mm);*
- *packed into a strong carton box.*




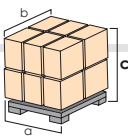





**caratteristiche  
characteristics**

 profondità  
depth **80 mm**

 profondità  
depth **90 mm**

 altezza  
height **630 mm**

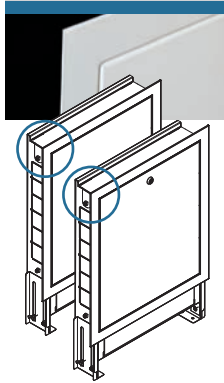
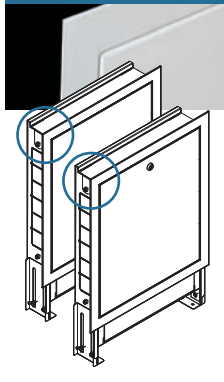
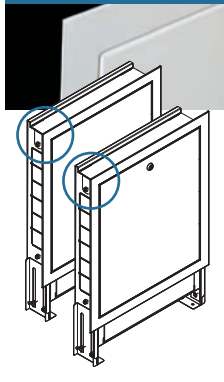
LARGHEZZA WIDTH	cornice e porta frame and door	chiusura closure	base incasso built-in base	codice code
400	filomuro close to the wall	a push push	zincata galvanised	AA0400AAZCA
500				AA0500AAZCA
600				AA0600AAZCA
700				AA0700AAZCA
850				AA0850AAZCA
1000				AA1000AAZCA
1200				AA1200AAZCA
1300	AA1300AAZCA			
400	filomuro close to the wall	radiale (a cacciavite) radial (with screwdriver)	zincata galvanised	AA0400AAZRA
500				AA0500AAZRA
600				AA0600AAZRA
700				AA0700AAZRA
850				AA0850AAZRA
1000				AA1000AAZRA
1200				AA1200AAZRA
1300	AA1300AAZRA			
400	filomuro close to the wall	a push push	zincata galvanised	AA0400ABZCA
500				AA0500ABZCA
600				AA0600ABZCA
700				AA0700ABZCA
850				AA0850ABZCA
1000				AA1000ABZCA
1200				AA1200ABZCA
1300	AA1300ABZCA			
400	filomuro close to the wall	radiale (a cacciavite) radial (with screwdriver)	zincata galvanised	AA0400ABZRA
500				AA0500ABZRA
600				AA0600ABZRA
700				AA0700ABZRA
850				AA0850ABZRA
1000				AA1000ABZRA
1200				AA1200ABZRA
1300	AA1300ABZRA			

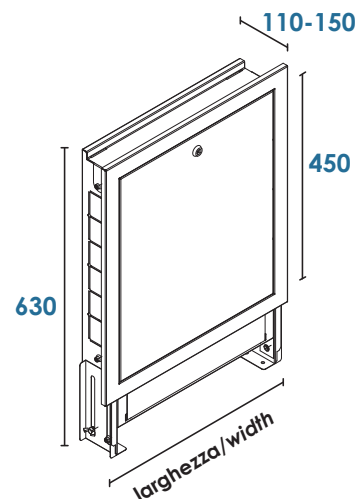
**dati logistici  
logistic data**

80 mm modello/model					
400	400 x 630	6 kg	28 pz. /pcs. pallet	80 x 120 x 220	188 kg x pallet
500	500 x 630	6 kg	28 pz. /pcs. pallet	80 x 120 x 220	188 kg x pallet
600	600 x 630	8 kg	20 pz. /pcs. pallet	80 x 120 x 220	180 kg x pallet
700	700 x 630	9 kg	20 pz. /pcs. pallet	80 x 120 x 220	200 kg x pallet
850	850 x 630	10 kg	18 pz. /pcs. pallet	80 x 120 x 220	200 kg x pallet
1000	1000 x 630	12 kg	14 pz. /pcs. pallet	80 x 120 x 220	188 kg x pallet
1200	1200 x 630	15 kg	14 pz. /pcs. pallet	80 x 120 x 220	230 kg x pallet
1300	1300 x 630	16 kg	14 pz. /pcs. pallet	80 x 140 x 220	244 kg x pallet
90 mm modello/model					
400	400 x 630	6 kg	28 pz. /pcs. pallet	80 x 120 x 220	188 kg x pallet
500	500 x 630	6 kg	28 pz. /pcs. pallet	80 x 120 x 220	188 kg x pallet
600	600 x 630	8 kg	20 pz. /pcs. pallet	80 x 120 x 220	180 kg x pallet
700	700 x 630	9 kg	20 pz. /pcs. pallet	80 x 120 x 220	200 kg x pallet
850	850 x 630	10 kg	18 pz. /pcs. pallet	80 x 120 x 220	200 kg x pallet
1000	1000 x 630	12 kg	14 pz. /pcs. pallet	80 x 120 x 220	188 kg x pallet
1200	1200 x 630	15 kg	14 pz. /pcs. pallet	80 x 120 x 220	230 kg x pallet
1300	1300 x 630	16 kg	14 pz. /pcs. pallet	80 x 140 x 220	244 kg x pallet

(1) Guide e minuterie non verniciate/Guides and small parts not painted




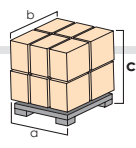
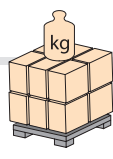
## caratteristiche characteristics

	LARGHEZZA WIDTH	cornice e porta frame and door	chiusura closure	base incasso built-in base	codice code				
<b>profondità depth 110 mm</b> 	400	filomuro close to the wall	a push push	zincata galvanised	AA0400ACZCA				
	500				AA0500ACZCA				
	600				AA0600ACZCA				
	700				AA0700ACZCA				
	850				AA0850ACZCA				
	1000				AA1000ACZCA				
	1200				AA1200ACZCA				
	1300				AA1300ACZCA				
	<b>profondità depth 150 mm</b> 				400	filomuro close to the wall	a push push	zincata galvanised	AA0400ADZCA
					500				AA0500ADZCA
600		AA0600ADZCA							
700		AA0700ADZCA							
850		AA0850ADZCA							
1000		AA1000ADZCA							
1200		AA1200ADZCA							
1300		AA1300ADZCA							
<b>profondità depth 150 mm</b> 		400	filomuro close to the wall	radiale (a cacciavite) radial (with screwdriver)	zincata galvanised				AA0400ADZRA
		500							AA0500ADZRA
	600	AA0600ADZRA							
	700	AA0700ADZRA							
	850	AA0850ADZRA							
	1000	AA1000ADZRA							
	1200	AA1200ADZRA							
	1300	AA1300ADZRA							

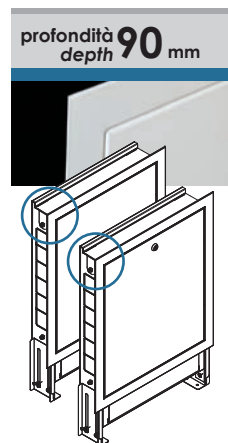
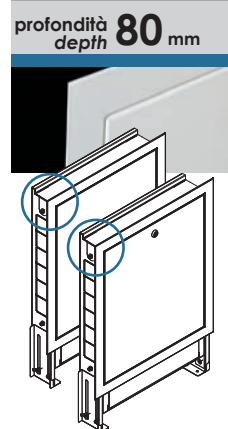
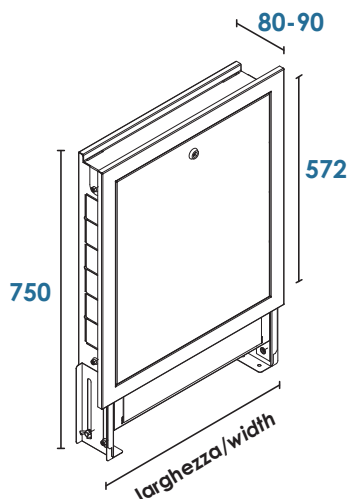


altezza  
height **630 mm**

## dati logistici logistic data




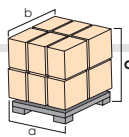
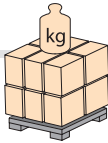
110 mm modello/model					
400	400 x 630	6 kg	28 pz. /pcs. pallet	80 x 120 x 220	188 kg x pallet
500	500 x 630	6 kg	28 pz. /pcs. pallet	80 x 120 x 220	188 kg x pallet
600	600 x 630	8 kg	20 pz. /pcs. pallet	80 x 120 x 220	180 kg x pallet
700	700 x 630	9 kg	20 pz. /pcs. pallet	80 x 120 x 220	200 kg x pallet
850	850 x 630	10 kg	18 pz. /pcs. pallet	80 x 120 x 220	200 kg x pallet
1000	1000 x 630	12 kg	14 pz. /pcs. pallet	80 x 120 x 220	188 kg x pallet
1200	1200 x 630	15 kg	14 pz. /pcs. pallet	80 x 120 x 220	230 kg x pallet
1300	1300 x 630	16 kg	14 pz. /pcs. pallet	80 x 140 x 220	244 kg x pallet
<b>150 mm modello/model</b>					
400	400 x 630	6 kg	22 pz. /pcs. pallet	80 x 120 x 220	152 kg x pallet
500	500 x 630	7 kg	22 pz. /pcs. pallet	80 x 120 x 220	174 kg x pallet
600	600 x 630	9 kg	15 pz. /pcs. pallet	80 x 120 x 220	155 kg x pallet
700	700 x 630	10 kg	15 pz. /pcs. pallet	80 x 120 x 220	170 kg x pallet
850	850 x 630	11 kg	13 pz. /pcs. pallet	80 x 120 x 220	163 kg x pallet
1000	1000 x 630	13 kg	11 pz. /pcs. pallet	80 x 120 x 220	163 kg x pallet
1200	1200 x 630	16 kg	11 pz. /pcs. pallet	80 x 120 x 220	196 kg x pallet
1300	1300 x 630	17 kg	11 pz. /pcs. pallet	80 x 140 x 220	207 kg x pallet

(1) Guide e minuterie non verniciate/Guides and small parts not painted

**caratteristiche  
characteristics**

 altezza  
height **750 mm**

LARGHEZZA WIDTH	cornice e porta frame and door	chiusura closure	base incasso built-in base	codice code
400	filomuro close to the wall	a push push	zincata galvanised	AA04075ACA
500				AA05075ACA
600				AA06075ACA
700				AA07075ACA
850				AA08075ACA
1000				AA10075ACA
1200				AA12075ACA
1300				AA13075ACA
400	filomuro close to the wall	radiale (a cacciavite) radial (with screwdriver)	zincata galvanised	AA04075SARA
500				AA05075SARA
600				AA06075SARA
700				AA07075SARA
850				AA08075SARA
1000				AA10075SARA
1200				AA12075SARA
1300				AA13075SARA
400	filomuro close to the wall	a push push	zincata galvanised	AA04075BCA
500				AA05075BCA
600				AA06075BCA
700				AA07075BCA
850				AA08075BCA
1000				AA10075BCA
1200				AA12075BCA
1300				AA13075BCA
400	filomuro close to the wall	radiale (a cacciavite) radial (with screwdriver)	zincata galvanised	AA04075BRA
500				AA05075BRA
600				AA06075BRA
700				AA07075BRA
850				AA08075BRA
1000				AA10075BRA
1200				AA12075BRA
1300				AA13075BRA

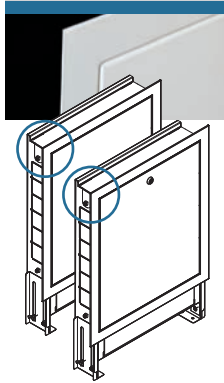
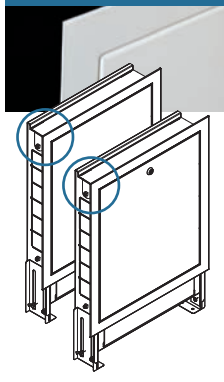
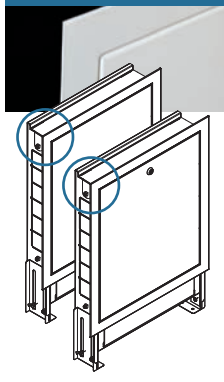
**dati logistici  
logistic data**

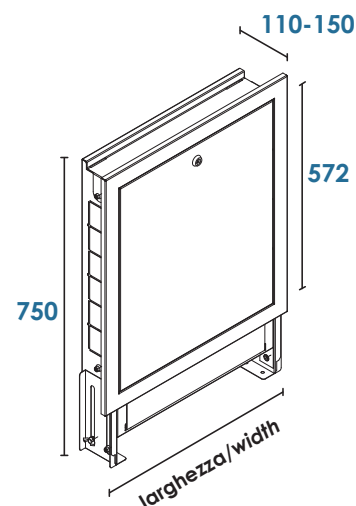
80 mm modello/model					
400	400 x 750	7 kg	24 pz. /pcs. pallet	80 x 120 x 220	188 kg x pallet
500	500 x 750	8 kg	24 pz. /pcs. pallet	80 x 120 x 220	212 kg x pallet
600	600 x 750	9 kg	18 pz. /pcs. pallet	80 x 120 x 220	182 kg x pallet
700	700 x 750	11 kg	18 pz. /pcs. pallet	80 x 120 x 220	218 kg x pallet
850	850 x 750	12 kg	16 pz. /pcs. pallet	80 x 120 x 220	212 kg x pallet
1000	1000 x 750	14 kg	12 pz. /pcs. pallet	80 x 120 x 220	188 kg x pallet
1200	1200 x 750	17 kg	12 pz. /pcs. pallet	80 x 120 x 220	224 kg x pallet
1300	1300 x 750	18 kg	12 pz. /pcs. pallet	80 x 140 x 220	236 kg x pallet
90 mm modello/model					
400	400 x 750	7 kg	24 pz. /pcs. pallet	80 x 120 x 220	188 kg x pallet
500	500 x 750	8 kg	24 pz. /pcs. pallet	80 x 120 x 220	212 kg x pallet
600	600 x 750	9 kg	18 pz. /pcs. pallet	80 x 120 x 220	182 kg x pallet
700	700 x 750	11 kg	18 pz. /pcs. pallet	80 x 120 x 220	218 kg x pallet
850	850 x 750	12 kg	16 pz. /pcs. pallet	80 x 120 x 220	212 kg x pallet
1000	1000 x 750	14 kg	12 pz. /pcs. pallet	80 x 120 x 220	188 kg x pallet
1200	1200 x 750	17 kg	12 pz. /pcs. pallet	80 x 120 x 220	224 kg x pallet
1300	1300 x 750	18 kg	12 pz. /pcs. pallet	80 x 140 x 220	236 kg x pallet

(1) Guide e minuterie non verniciate/Guides and small parts not painted






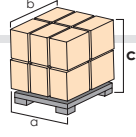
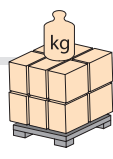
## caratteristiche characteristics

	LARGHEZZA WIDTH	cornice e porta frame and door	chiusura closure	base incasso built-in base	codice code				
profondità depth <b>110 mm</b> 	400	filomuro close to the wall	a push push	zincata galvanised	AA04075CCA				
	500				AA05075CCA				
	600				AA06075CCA				
	700				AA07075CCA				
	850				AA08075CCA				
	1000				AA10075CCA				
	1200				AA12075CCA				
	1300				AA13075CCA				
	profondità depth <b>150 mm</b> 				400	filomuro close to the wall	a push push	zincata galvanised	AA04075DCA
					500				AA05075DCA
600		AA06075DCA							
700		AA07075DCA							
850		AA08075DCA							
1000		AA10075DCA							
1200		AA12075DCA							
1300		AA13075DCA							
profondità depth <b>150 mm</b> 		400	filomuro close to the wall	radiale (a cacciavite) radial (with screwdriver)	zincata galvanised				AA04075CRA
		500							AA05075CRA
	600	AA06075CRA							
	700	AA07075CRA							
	850	AA08075CRA							
	1000	AA10075CRA							
	1200	AA12075CRA							
	1300	AA13075CRA							

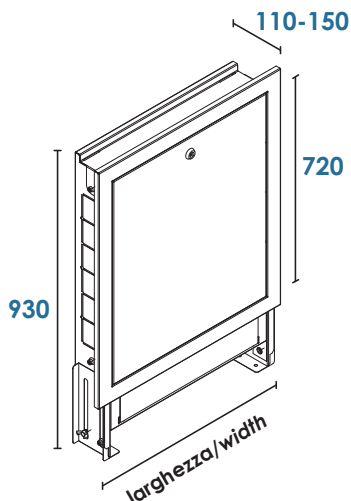


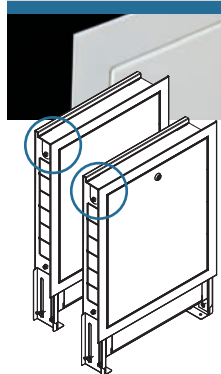
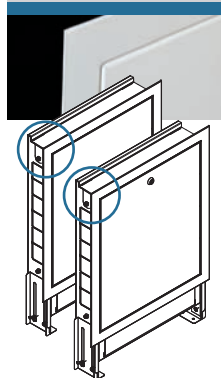
altezza  
height **750 mm**

## dati logistici logistic data

					
<b>110 mm</b> modello/model					
400	400 x 750	7 kg	24 pz. /pcs. pallet	80 x 120 x 220	188 kg x pallet
500	500 x 750	8 kg	24 pz. /pcs. pallet	80 x 120 x 220	212 kg x pallet
600	600 x 750	9 kg	18 pz. /pcs. pallet	80 x 120 x 220	182 kg x pallet
700	700 x 750	11 kg	18 pz. /pcs. pallet	80 x 120 x 220	218 kg x pallet
850	850 x 750	12 kg	16 pz. /pcs. pallet	80 x 120 x 220	212 kg x pallet
1000	1000 x 750	14 kg	12 pz. /pcs. pallet	80 x 120 x 220	188 kg x pallet
1200	1200 x 750	17 kg	12 pz. /pcs. pallet	80 x 120 x 220	224 kg x pallet
1300	1300 x 750	18 kg	12 pz. /pcs. pallet	80 x 140 x 220	236 kg x pallet
<b>150 mm</b> modello/model					
400	400 x 750	8 kg	20 pz. /pcs. pallet	80 x 120 x 220	180 kg x pallet
500	500 x 750	9 kg	20 pz. /pcs. pallet	80 x 120 x 220	200 kg x pallet
600	600 x 750	10 kg	16 pz. /pcs. pallet	80 x 120 x 220	180 kg x pallet
700	700 x 750	12 kg	16 pz. /pcs. pallet	80 x 120 x 220	212 kg x pallet
850	850 x 750	13 kg	12 pz. /pcs. pallet	80 x 120 x 220	176 kg x pallet
1000	1000 x 750	15 kg	10 pz. /pcs. pallet	80 x 120 x 220	170 kg x pallet
1200	1200 x 750	18 kg	10 pz. /pcs. pallet	80 x 120 x 220	200 kg x pallet
1300	1300 x 750	19 kg	10 pz. /pcs. pallet	80 x 140 x 220	210 kg x pallet




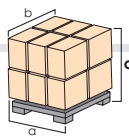
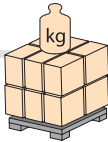
(1) Guide e minuterie non verniciate/Guides and small parts not painted

**caratteristiche  
characteristics**

 altezza  
height **930 mm**

 profondità  
depth **110 mm**

 profondità  
depth **150 mm**


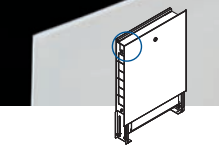
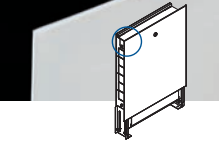
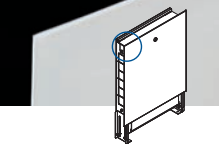
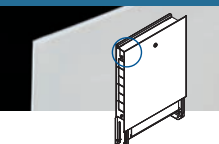
LARGHEZZA WIDTH	cornice e porta frame and door	chiusura closure	base incasso built-in base	codice code
500	filomuro close to the wall	a push push	zincata galvanised	AA0500BCZCA
600				AA0600BCZCA
700				AA0700BCZCA
850				AA0850BCZCA
1000				AA1000BCZCA
1200				AA1200BCZCA
1300				AA1300BCZCA
500	filomuro close to the wall	radiale (a cacciavite) radial (with screwdriver)	zincata galvanised	AA0500BCZRA
600				AA0600BCZRA
700				AA0700BCZRA
850				AA0850BCZRA
1000				AA1000BCZRA
1200				AA1200BCZRA
1300				AA1300BCZRA
500	filomuro close to the wall	a push push	zincata galvanised	AA0500BDZCA
600				AA0600BDZCA
700				AA0700BDZCA
850				AA0850BDZCA
1000				AA1000BDZCA
1200				AA1200BDZCA
1300				AA1300BDZCA
500	filomuro close to the wall	radiale (a cacciavite) radial (with screwdriver)	zincata galvanised	AA0500BDZRA
600				AA0600BDZRA
700				AA0700BDZRA
850				AA0850BDZRA
1000				AA1000BDZRA
1200				AA1200BDZRA
1300				AA1300BDZRA

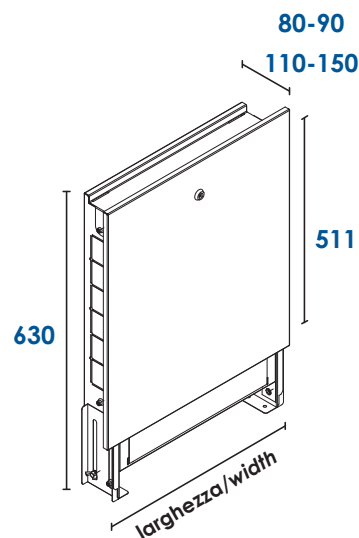
**dati logistici  
logistic data**

110 mm modello/model					
500	500 x 930	9 kg	20 pz. /pcs. pallet	80 x 120 x 220	200 kg x pallet
600	600 x 930	12 kg	16 pz. /pcs. pallet	80 x 120 x 220	212 kg x pallet
700	700 x 930	13 kg	16 pz. /pcs. pallet	80 x 120 x 220	228 kg x pallet
850	850 x 930	15 kg	10 pz. /pcs. pallet	80 x 120 x 220	170 kg x pallet
1000	1000 x 930	18 kg	10 pz. /pcs. pallet	80 x 120 x 220	200 kg x pallet
1200	1200 x 930	22 kg	10 pz. /pcs. pallet	80 x 120 x 220	240 kg x pallet
1300	1300 x 930	24 kg	10 pz. /pcs. pallet	80 x 140 x 220	260 kg x pallet
150 mm modello/model					
500	500 x 930	11 kg	16 pz. /pcs. pallet	80 x 120 x 220	196 kg x pallet
600	600 x 930	14 kg	12 pz. /pcs. pallet	80 x 120 x 220	188 kg x pallet
700	700 x 930	15 kg	12 pz. /pcs. pallet	80 x 120 x 220	200 kg x pallet
850	850 x 930	17 kg	8 pz. /pcs. pallet	100 x 120 x 220	156 kg x pallet
1000	1000 x 930	20 kg	8 pz. /pcs. pallet	80 x 120 x 220	180 kg x pallet
1200	1200 x 930	24 kg	8 pz. /pcs. pallet	80 x 120 x 220	212 kg x pallet
1300	1300 x 930	26 kg	8 pz. /pcs. pallet	80 x 140 x 220	228 kg x pallet

(1) Guide e minuterie non verniciate/Guides and small parts not painted




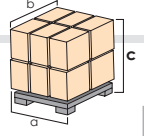
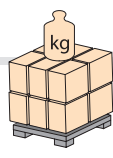
## caratteristiche characteristics

	LARGHEZZA WIDTH	porta door	chiusura closure	base incasso built-in base	codice code
profondità depth <b>80 mm</b> 	400	filomuro close to the wall	radiale radial	zincata galvanised	AA0400AAZPU
	500				AA0500AAZPU
	600				AA0600AAZPU
	700				AA0700AAZPU
	850				AA0850AAZPU
	1000				AA1000AAZPU
	1200				AA1200AAZPU
	1300				AA1300AAZPU
profondità depth <b>90 mm</b> 	400	filomuro close to the wall	radiale radial	zincata galvanised	AA0400ABZPU
	500				AA0500ABZPU
	600				AA0600ABZPU
	700				AA0700ABZPU
	850				AA0850ABZPU
	1000				AA1000ABZPU
	1200				AA1200ABZPU
	1300				AA1300ABZPU
profondità depth <b>110 mm</b> 	400	filomuro close to the wall	radiale radial	zincata galvanised	AA0400ACZPU
	500				AA0500ACZPU
	600				AA0600ACZPU
	700				AA0700ACZPU
	850				AA0850ACZPU
	1000				AA1000ACZPU
	1200				AA1200ACZPU
	1300				AA1300ACZPU
profondità depth <b>150 mm</b> 	400	filomuro close to the wall	radiale radial	zincata galvanised	AA0400ADZPU
	500				AA0500ADZPU
	600				AA0600ADZPU
	700				AA0700ADZPU
	850				AA0850ADZPU
	1000				AA1000ADZPU
	1200				AA1200ADZPU
	1300				AA1300ADZPU



altezza  
height **630 mm**

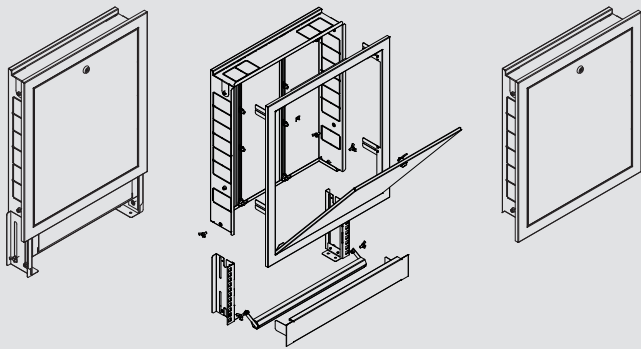
## dati logistici logistic data

					
<b>80-90-110 mm</b> modello/model					
400	400 x 630	6 kg	28 pz. /pcs. pallet	80 x 120 x 220	188 kg x pallet
500	500 x 630	6 kg	28 pz. /pcs. pallet	80 x 120 x 220	188 kg x pallet
600	600 x 630	8 kg	20 pz. /pcs. pallet	80 x 120 x 220	180 kg x pallet
700	700 x 630	9 kg	20 pz. /pcs. pallet	80 x 120 x 220	200 kg x pallet
850	850 x 630	10 kg	18 pz. /pcs. pallet	80 x 120 x 220	200 kg x pallet
1000	1000 x 630	12 kg	14 pz. /pcs. pallet	80 x 120 x 220	188 kg x pallet
1200	1200 x 630	15 kg	14 pz. /pcs. pallet	80 x 120 x 220	230 kg x pallet
1300	1300 x 630	16 kg	14 pz. /pcs. pallet	80 x 140 x 220	244 kg x pallet
<b>150 mm</b> modello/model					
400	400 x 630	6 kg	22 pz. /pcs. pallet	80 x 120 x 220	152 kg x pallet
500	500 x 630	7 kg	22 pz. /pcs. pallet	80 x 120 x 220	174 kg x pallet
600	600 x 630	9 kg	15 pz. /pcs. pallet	80 x 120 x 220	155 kg x pallet
700	700 x 630	10 kg	15 pz. /pcs. pallet	80 x 120 x 220	170 kg x pallet
850	850 x 630	11 kg	13 pz. /pcs. pallet	80 x 120 x 220	163 kg x pallet
1000	1000 x 630	13 kg	11 pz. /pcs. pallet	80 x 120 x 220	163 kg x pallet
1200	1200 x 630	16 kg	11 pz. /pcs. pallet	80 x 120 x 220	196 kg x pallet
1300	1300 x 630	17 kg	11 pz. /pcs. pallet	80 x 140 x 220	207 kg x pallet

(1) Guide e minuterie non verniciate/Guides and small parts not painted







Armadi per collettori  
INGE con/senza piedino  
*Manifolds cabinets*  
INGE with/without feet

Armadio universale in acciaio zincato progettato per alloggiare qualsiasi tipologia di collettore esistente in commercio mediante la soluzione di due guide su binario associate a viti a scorrimento controllato.

Include:

- base incasso, n. 2 kit guide regolabili e rete elettrosaldata anche sul dorso per facilitare l'aggrappaggio dell'intonaco;
- porta e cornice regolabile in profondità mediante elementi scorrevoli (regolazione consentita: da 0 a 50 mm);
- imballo in robusta scatola di cartone.

*Universal galvanised steel cabinet designed to house any type of manifold existing on the market thanks to the adjustable tracks associated with controlled sliding screws.*

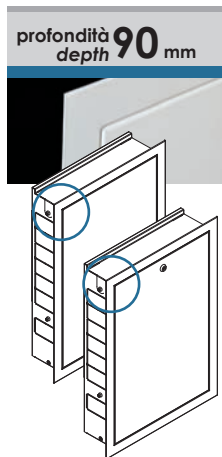
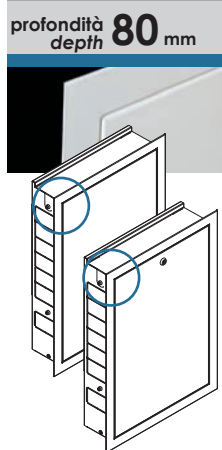
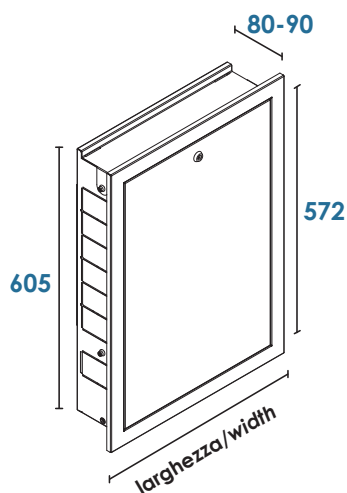
*Includes:*

- *base for jointing, nr. 2 kit adjustable tracks, net electrically welded to simplify the adhesion of the building plaster;*
- *door and frame with adjustable depth thanks to sliding elements (allowed adjustment: from 0 to 50 mm);*
- *packed into a strong carton box.*






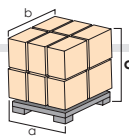
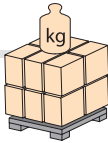
### caratteristiche characteristics

LARGHEZZA WIDTH	cornice e porta frame and door	chiusura closure	base incasso built-in base	codice code
400	filomuro close to the wall	a push push	zincata galvanised	AG0400CAZCA0
500				AG0500CAZCA0
600				AG0600CAZCA0
700				AG0700CAZCA0
850				AG0850CAZCA0
1000				AG1000CAZCA0
1200				AG1200CAZCA0
1300				AG1300CAZCA0
400	filomuro close to the wall	radiale (a cacciavite) radial (with screwdriver)	zincata galvanised	AG0400CAZRA0
500				AG0500CAZRA0
600				AG0600CAZRA0
700				AG0700CAZRA0
850				AG0850CAZRA0
1000				AG1000CAZRA0
1200				AG1200CAZRA0
1300				AG1300CAZRA0
400	filomuro close to the wall	a push push	zincata galvanised	AG0400CBZCA0
500				AG0500CBZCA0
600				AG0600CBZCA0
700				AG0700CBZCA0
850				AG0850CBZCA0
1000				AG1000CBZCA0
1200				AG1200CBZCA0
1300				AG1300CBZCA0
400	filomuro close to the wall	radiale (a cacciavite) radial (with screwdriver)	zincata galvanised	AG0400CBZRA0
500				AG0500CBZRA0
600				AG0600CBZRA0
700				AG0700CBZRA0
850				AG0850CBZRA0
1000				AG1000CBZRA0
1200				AG1200CBZRA0
1300				AG1300CBZRA0



altezza  
height **605 mm**

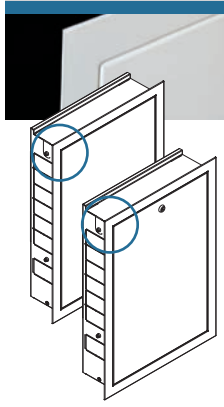
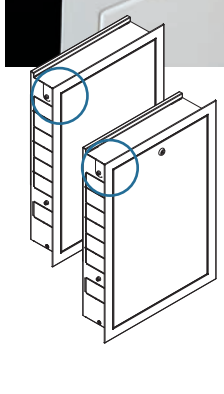
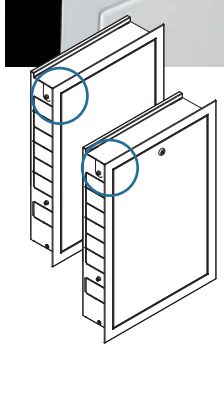
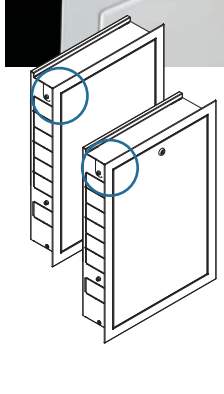
### dati logistici logistic data

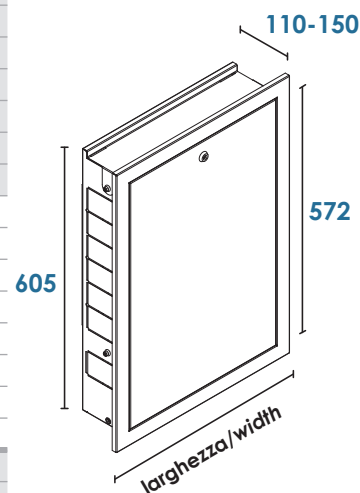
80 mm modello/model					
400	400 x 605	6 kg	28 pz. /pcs. pallet	80 x 120 x 220	188 kg x pallet
500	500 x 605	7 kg	28 pz. /pcs. pallet	80 x 120 x 220	216 kg x pallet
600	600 x 605	8 kg	20 pz. /pcs. pallet	80 x 120 x 220	180 kg x pallet
700	700 x 605	10 kg	20 pz. /pcs. pallet	80 x 120 x 220	220 kg x pallet
850	850 x 605	11 kg	18 pz. /pcs. pallet	80 x 120 x 220	218 kg x pallet
1000	1000 x 605	13 kg	14 pz. /pcs. pallet	80 x 120 x 220	202 kg x pallet
1200	1200 x 605	16 kg	14 pz. /pcs. pallet	80 x 120 x 220	244 kg x pallet
1300	1300 x 605	17 kg	14 pz. /pcs. pallet	80 x 140 x 220	258 kg x pallet
90 mm modello/model					
400	400 x 605	6 kg	28 pz. /pcs. pallet	80 x 120 x 220	188 kg x pallet
500	500 x 605	7 kg	28 pz. /pcs. pallet	80 x 120 x 220	216 kg x pallet
600	600 x 605	8 kg	20 pz. /pcs. pallet	80 x 120 x 220	180 kg x pallet
700	700 x 605	10 kg	20 pz. /pcs. pallet	80 x 120 x 220	220 kg x pallet
850	850 x 605	11 kg	18 pz. /pcs. pallet	80 x 120 x 220	218 kg x pallet
1000	1000 x 605	13 kg	14 pz. /pcs. pallet	80 x 120 x 220	202 kg x pallet
1200	1200 x 605	16 kg	14 pz. /pcs. pallet	80 x 120 x 220	244 kg x pallet
1300	1300 x 605	17 kg	14 pz. /pcs. pallet	80 x 140 x 220	258 kg x pallet

(1) Guide e minuterie non verniciate / Guides and small parts not painted






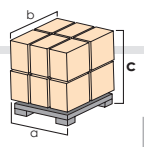
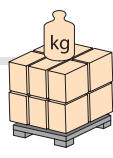
## caratteristiche characteristics

	LARGHEZZA WIDTH	cornice e porta frame and door	chiusura closure	base incasso built-in base	codice code				
profondità depth <b>110 mm</b> 	400	filomuro close to the wall	a push push	zincata galvanised	AG0400CCZCA0				
	500				AG0500CCZCA0				
	600				AG0600CCZCA0				
	700				AG0700CCZCA0				
	850				AG0850CCZCA0				
	1000				AG1000CCZCA0				
	1200				AG1200CCZCA0				
	1300				AG1300CCZCA0				
	profondità depth <b>150 mm</b> 				400	filomuro close to the wall	a push push	zincata galvanised	AG0400CCZRA0
					500				AG0500CCZRA0
600		AG0600CCZRA0							
700		AG0700CCZRA0							
850		AG0850CCZRA0							
1000		AG1000CCZRA0							
1200		AG1200CCZRA0							
1300		AG1300CCZRA0							
profondità depth <b>150 mm</b> 		400	filomuro close to the wall	radiale (a cacciavite) radial (with screwdriver)	zincata galvanised				AG0400CDZCA0
		500							AG0500CDZCA0
	600	AG0600CDZCA0							
	700	AG0700CDZCA0							
	850	AG0850CDZCA0							
	1000	AG1000CDZCA0							
	1200	AG1200CDZCA0							
	1300	AG1300CDZCA0							
	profondità depth <b>150 mm</b> 	400				filomuro close to the wall	radiale (a cacciavite) radial (with screwdriver)	zincata galvanised	AG0400CDZRA0
		500							AG0500CDZRA0
600		AG0600CDZRA0							
700		AG0700CDZRA0							
850		AG0850CDZRA0							
1000		AG1000CDZRA0							
1200		AG1200CDZRA0							
1300		AG1300CDZRA0							



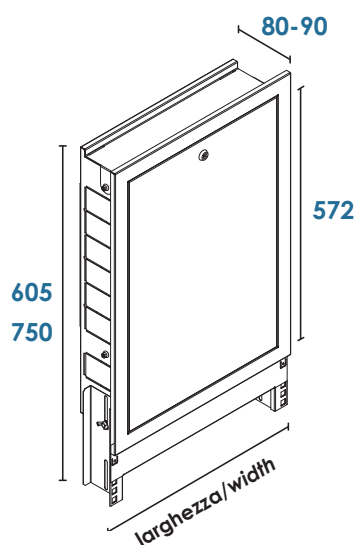
altezza  
height **605 mm**

## dati logistici logistic data

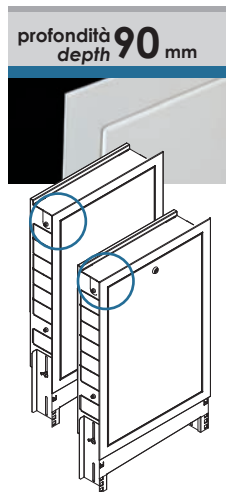
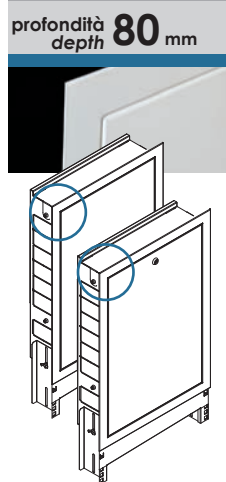
					
<b>110 mm</b>					
<b>modello/model</b>					
400	400 x 605	6 kg	28 pz. /pcs. pallet	80 x 120 x 220	188 kg x pallet
500	500 x 605	7 kg	28 pz. /pcs. pallet	80 x 120 x 220	216 kg x pallet
600	600 x 605	8 kg	20 pz. /pcs. pallet	80 x 120 x 220	180 kg x pallet
700	700 x 605	10 kg	20 pz. /pcs. pallet	80 x 120 x 220	220 kg x pallet
850	850 x 605	11 kg	18 pz. /pcs. pallet	80 x 120 x 220	218 kg x pallet
1000	1000 x 605	13 kg	14 pz. /pcs. pallet	80 x 120 x 220	202 kg x pallet
1200	1200 x 605	16 kg	14 pz. /pcs. pallet	80 x 120 x 220	244 kg x pallet
1300	1300 x 605	17 kg	14 pz. /pcs. pallet	80 x 140 x 220	258 kg x pallet
<b>150 mm</b>					
<b>modello/model</b>					
400	400 x 605	7 kg	22 pz. /pcs. pallet	80 x 120 x 220	174 kg x pallet
500	500 x 605	8 kg	22 pz. /pcs. pallet	80 x 120 x 220	196 kg x pallet
600	600 x 605	9 kg	15 pz. /pcs. pallet	80 x 120 x 220	155 kg x pallet
700	700 x 605	11 kg	15 pz. /pcs. pallet	80 x 120 x 220	185 kg x pallet
850	850 x 605	12 kg	13 pz. /pcs. pallet	80 x 120 x 220	176 kg x pallet
1000	1000 x 605	14 kg	11 pz. /pcs. pallet	80 x 120 x 220	174 kg x pallet
1200	1200 x 605	17 kg	11 pz. /pcs. pallet	80 x 120 x 220	207 kg x pallet
1300	1300 x 605	18 kg	11 pz. /pcs. pallet	80 x 140 x 220	218 kg x pallet

(1) Guide e minuterie non verniciate/Guides and small parts not painted

**caratteristiche  
characteristics**




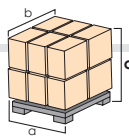
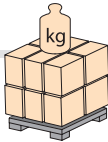


altezza  
height **750 mm**



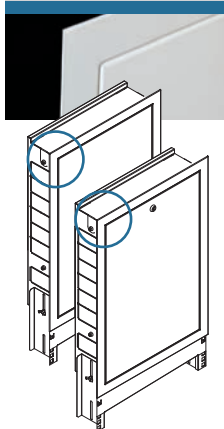
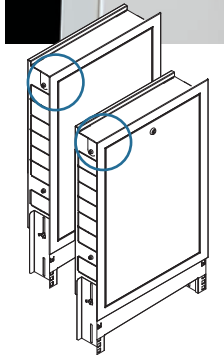
LARGHEZZA WIDTH	cornice e porta frame and door	chiusura closure	base incasso built-in base	codice code
400	filomuro close to the wall	a push push	zincata galvanised	AF0400CAZCA0
500				AF0500CAZCA0
600				AF0600CAZCA0
700				AF0700CAZCA0
850				AF0850CAZCA0
1000				AF1000CAZCA0
1200				AF1200CAZCA0
1300				AF1300CAZCA0
400	filomuro close to the wall	radiale (a cacciavite) radial (with screwdriver)	zincata galvanised	AF0400CAZRA0
500				AF0500CAZRA0
600				AF0600CAZRA0
700				AF0700CAZRA0
850				AF0850CAZRA0
1000				AF1000CAZRA0
1200				AF1200CAZRA0
1300				AF1300CAZRA0
400	filomuro close to the wall	a push push	zincata galvanised	AF0400CBZCA0
500				AF0500CBZCA0
600				AF0600CBZCA0
700				AF0700CBZCA0
850				AF0850CBZCA0
1000				AF1000CBZCA0
1200				AF1200CBZCA0
1300				AF1300CBZCA0
400	filomuro close to the wall	radiale (a cacciavite) radial (with screwdriver)	zincata galvanised	AF0400CBZRA0
500				AF0500CBZRA0
600				AF0600CBZRA0
700				AF0700CBZRA0
850				AF0850CBZRA0
1000				AF1000CBZRA0
1200				AF1200CBZRA0
1300				AF1300CBZRA0

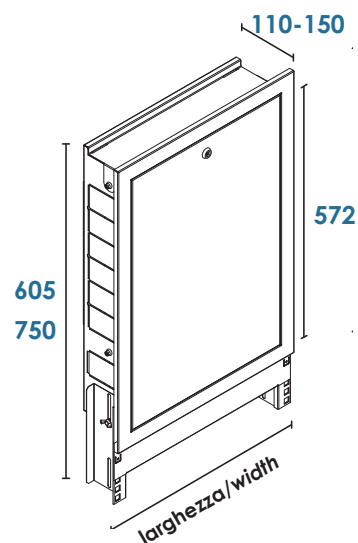
**dati logistici  
logistic data**

80 mm modello/model					
400	400 x 750	7 kg	28 pz. /pcs. pallet	80 x 120 x 220	216 kg x pallet
500	500 x 750	8 kg	28 pz. /pcs. pallet	80 x 120 x 220	244 kg x pallet
600	600 x 750	9 kg	20 pz. /pcs. pallet	80 x 120 x 220	200 kg x pallet
700	700 x 750	11 kg	20 pz. /pcs. pallet	80 x 120 x 220	240 kg x pallet
850	850 x 750	12 kg	18 pz. /pcs. pallet	80 x 120 x 220	236 kg x pallet
1000	1000 x 750	14 kg	14 pz. /pcs. pallet	80 x 120 x 220	216 kg x pallet
1200	1200 x 750	17 kg	14 pz. /pcs. pallet	80 x 120 x 220	258 kg x pallet
1300	1300 x 750	18 kg	14 pz. /pcs. pallet	80 x 140 x 220	272 kg x pallet
90 mm modello/model					
400	400 x 750	7 kg	28 pz. /pcs. pallet	80 x 120 x 220	216 kg x pallet
500	500 x 750	8 kg	28 pz. /pcs. pallet	80 x 120 x 220	244 kg x pallet
600	600 x 750	9 kg	20 pz. /pcs. pallet	80 x 120 x 220	200 kg x pallet
700	700 x 750	11 kg	20 pz. /pcs. pallet	80 x 120 x 220	240 kg x pallet
850	850 x 750	12 kg	18 pz. /pcs. pallet	80 x 120 x 220	236 kg x pallet
1000	1000 x 750	14 kg	14 pz. /pcs. pallet	80 x 120 x 220	216 kg x pallet
1200	1200 x 750	17 kg	14 pz. /pcs. pallet	80 x 120 x 220	258 kg x pallet
1300	1300 x 750	18 kg	14 pz. /pcs. pallet	80 x 140 x 220	272 kg x pallet

(1) Guide e minuterie non verniciate/Guides and small parts not painted




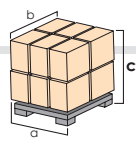
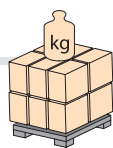
## caratteristiche characteristics

	LARGHEZZA WIDTH	cornice e porta frame and door	chiusura closure	base incasso built-in base	codice code				
profondità depth <b>110 mm</b> 	400	filomuro close to the wall	a push push	zincata galvanised	AF0400CCZCA0				
	500				AF0500CCZCA0				
	600				AF0600CCZCA0				
	700				AF0700CCZCA0				
	850				AF0850CCZCA0				
	1000				AF1000CCZCA0				
	1200				AF1200CCZCA0				
	1300				AF1300CCZCA0				
	profondità depth <b>150 mm</b> 				400	filomuro close to the wall	a push push	zincata galvanised	AF0400CDZCA0
					500				AF0500CDZCA0
600		AF0600CDZCA0							
700		AF0700CDZCA0							
850		AF0850CDZCA0							
1000		AF1000CDZCA0							
1200		AF1200CDZCA0							
1300		AF1300CDZCA0							
		400	filomuro close to the wall	radiale (a cacciavite) radial (with screwdriver)	zincata galvanised				AF0400CCZRA0
		500							AF0500CCZRA0
	600	AF0600CCZRA0							
	700	AF0700CCZRA0							
	850	AF0850CCZRA0							
	1000	AF1000CCZRA0							
	1200	AF1200CCZRA0							
	1300	AF1300CCZRA0							
		400				filomuro close to the wall	radiale (a cacciavite) radial (with screwdriver)	zincata galvanised	AF0400CDZRA0
		500							AF0500CDZRA0
600		AF0600CDZRA0							
700		AF0700CDZRA0							
850		AF0850CDZRA0							
1000		AF1000CDZRA0							
1200		AF1200CDZRA0							
1300		AF1300CDZRA0							



altezza  
height **750 mm**

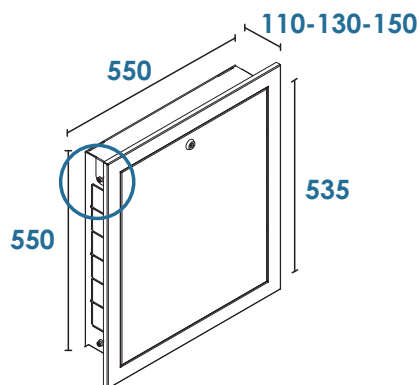
## dati logistici logistic data

					
<b>110 mm</b> modello/model					
400	400 x 750	7 kg	28 pz. /pcs. pallet	80 x 120 x 220	216 kg x pallet
500	500 x 750	8 kg	28 pz. /pcs. pallet	80 x 120 x 220	244 kg x pallet
600	600 x 750	9 kg	20 pz. /pcs. pallet	80 x 120 x 220	200 kg x pallet
700	700 x 750	11 kg	20 pz. /pcs. pallet	80 x 120 x 220	240 kg x pallet
850	850 x 750	12 kg	18 pz. /pcs. pallet	80 x 120 x 220	236 kg x pallet
1000	1000 x 750	14 kg	14 pz. /pcs. pallet	80 x 120 x 220	216 kg x pallet
1200	1200 x 750	17 kg	14 pz. /pcs. pallet	80 x 120 x 220	258 kg x pallet
1300	1300 x 750	18 kg	14 pz. /pcs. pallet	80 x 140 x 220	272 kg x pallet
<b>150 mm</b> modello/model					
400	400 x 750	8 kg	22 pz. /pcs. pallet	80 x 120 x 220	196 kg x pallet
500	500 x 750	9 kg	22 pz. /pcs. pallet	80 x 120 x 220	218 kg x pallet
600	600 x 750	10 kg	15 pz. /pcs. pallet	80 x 120 x 220	170 kg x pallet
700	700 x 750	12 kg	15 pz. /pcs. pallet	80 x 120 x 220	200 kg x pallet
850	850 x 750	13 kg	13 pz. /pcs. pallet	80 x 120 x 220	189 kg x pallet
1000	1000 x 750	15 kg	11 pz. /pcs. pallet	80 x 120 x 220	185 kg x pallet
1200	1200 x 750	18 kg	11 pz. /pcs. pallet	80 x 120 x 220	248 kg x pallet
1300	1300 x 750	19 kg	11 pz. /pcs. pallet	80 x 140 x 220	229 kg x pallet

(1) Guide e minuterie non verniciate/Guides and small parts not painted







Armadio universale in acciaio zincato progettato per alloggiare i moduli di contabilizzazione esistenti in commercio, con l'aggiunta di staffe di sostegno da aggiungere con le relative personalizzazioni.

Include:

- base incasso con predisposizione staffe;
- porta e cornice regolabile in profondità mediante elementi scorrevoli;
- imballo in robuste scatole di cartone.

Universal galvanized steel cabinet designed to house record moduls on the market, in addition with support brackets to be added with its customizations.




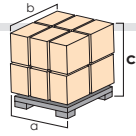
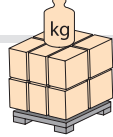
It includes:

- Jointing base with prearranged brackets;
- Door and frame with adjustable depth thanks to sliding elements;
- Packed into a strong carton box.

## caratteristiche characteristics

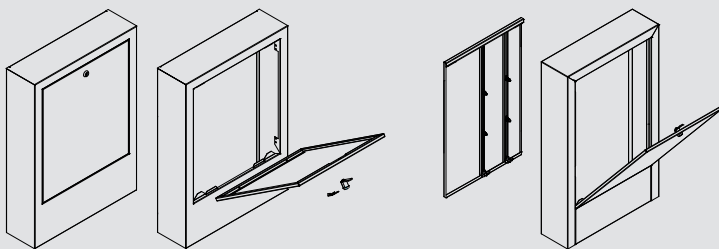
	DIMENSIONI DIMENSIONS	cornice e porta frame and door	chiusura closure	base incasso built-in base	codice code
profondità depth <b>110</b> mm	550x550x110	filomuro close to the wall	radiale (a cacciavite) radial (with screwdriver)	zincata galvanised	AN55011RA
	550x550x130				AN55013RA
	550x550x150				AN55015RA

## dati logistici logistic data

modello/model					
AN55011RA	550 x 550 x 110	8 kg	18 pz. /pcs. pallet	80 x 120 x 220	164 kg x pallet
AN55013RA	550 x 550 x 130	8,5 kg	18 pz. /pcs. pallet	80 x 120 x 220	173 kg x pallet
AN55015RA	550 x 550 x 150	9 kg	18 pz. /pcs. pallet	80 x 120 x 220	182 kg x pallet



## Armadio per collettori PENELOPE e AURORA *Manifolds cabinet PENELOPE and AURORA*



Armadi realizzati per applicazioni industriali profondità 130 mm, progettato per alloggiare qualsiasi tipologia di collettore esistente in commercio mediante soluzione di due guide su binario associate a viti a scorrimento controllato.

Include:

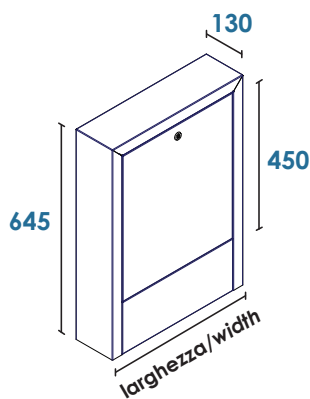
- Penelope: schiena posteriore realizzata in lamiera FE zincata, assemblata mediante resistenti rivetti a strappo con la fascia esterna bianca, realizzata in lamiera FE lucida Bianca RAL 9010 o prerivestita con pellicola pelabile di protezione o verniciata.
- Aurora: senza schiena.
- Imballo in robusta scatola di cartone.

*Cabinet with depth 130 mm for industrial uses designed to house any type of manifold which are on the market thanks to the adjustable tracks associated with controlled sliding screws.*

*It includes:*

- *Penelope: cabinet back made by FE zinc-coated plate, assembled by strong pullout rivets with external white band made by white polished FE zinc-coated Ral 9010, or pre-covered with protective detachable cling film or painted.*
- *Aurora: without the back side.*
- *Packing: strong carton.*





### caratteristiche characteristics

profondità  
depth **130 mm**



LARGHEZZA WIDTH	luce porta door span	altezza hight	materiale material	chiusura closure	codice code
400	450	645	verniciato painted	radiale (a cacciavite) radial (with screwdriver)	AV0400AZR
500					AV0500AZR
600					AV0600AZR
700					AV0700AZR
850					AV0850AZR
1000					AV1000AZR
1200					AV1200AZR
1300					AV1300AZR

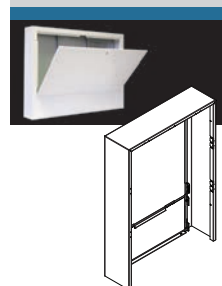
altezza  
height **645 mm**

# AURORA

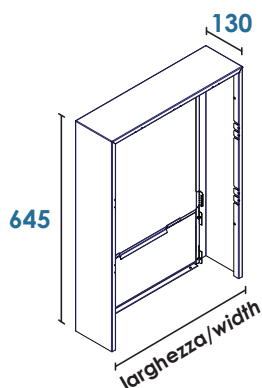
armadio per collettori/manifolds cabinet

### caratteristiche characteristics




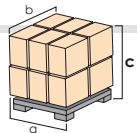
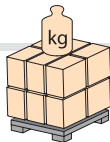
profondità  
depth **130 mm**



LARGHEZZA WIDTH	luce porta door span	altezza hight	materiale material	chiusura closure	codice code
400	450	645	verniciato painted	radiale (a cacciavite) radial (with screwdriver)	AAT04004CR0
500					AAT05004CR0
600					AAT06004CR0
700					AAT07004CR0
850					AAT08504CR0
1000					AAT10004CR0
1200					AAT12004CR0
1300					AAT13004CR0



### dati logistici logistic data

modello/model					
400	400 x 645	6 kg	28 pz. /pcs. pallet	80 x 120 x 220	188 kg x pallet
500	500 x 645	6 kg	28 pz. /pcs. pallet	80 x 120 x 220	188 kg x pallet
600	600 x 645	8 kg	20 pz. /pcs. pallet	80 x 120 x 220	180 kg x pallet
700	700 x 645	9 kg	20 pz. /pcs. pallet	80 x 120 x 220	200 kg x pallet
850	850 x 645	10 kg	18 pz. /pcs. pallet	80 x 120 x 220	200 kg x pallet
1000	1000 x 645	12 kg	14 pz. /pcs. pallet	80 x 120 x 220	188 kg x pallet
1200	1200 x 645	15 kg	14 pz. /pcs. pallet	80 x 120 x 220	230 kg x pallet
1300	1300 x 645	16 kg	14 pz. /pcs. pallet	80 x 140 x 220	244 kg x pallet



# PENELOPE

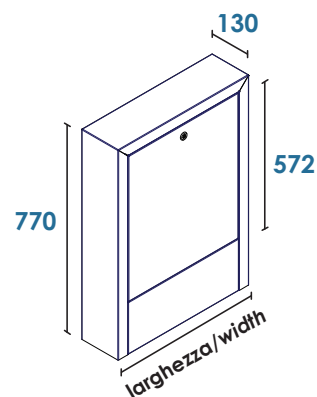
armadio per collettori/manifolds cabinet

## caratteristiche characteristics

profondità  
depth **130** mm



LARGHEZZA WIDTH	luce porta door span	altezza hight	materiale material	chiusura closure	codice code
400	572	770	verniciato painted	radiale (a cacciavite) radial (with screwdriver)	AV0400FZR
500					AV0500FZR
600					AV0600FZR
700					AV0700FZR
850					AV0850FZR
1000					AV1000FZR
1200					AV1200FZR
1300					AV1300FZR



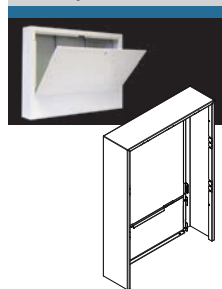
# AURORA

armadio per collettori/manifolds cabinet

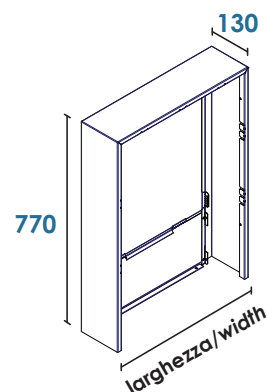
altezza  
height **770** mm

## caratteristiche characteristics




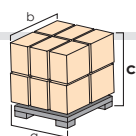
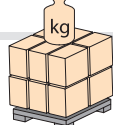
profondità  
depth **130** mm



LARGHEZZA WIDTH	luce porta door span	altezza hight	materiale material	chiusura closure	codice code
400	572	770	verniciato painted	radiale (a cacciavite) radial (with screwdriver)	AAT04006CR0
500					AAT05006CR0
600					AAT06006CR0
700					AAT07006CR0
850					AAT08506CR0
1000					AAT10006CR0
1200					AAT12006CR0
1300					AAT13006CR0

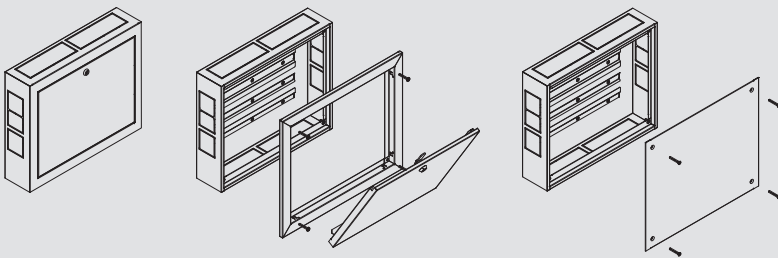


## dati logistici logistic data

modello/model					
400	400 x 750	6 kg	26 pz. /pcs. pallet	80 x 120 x 220	176 kg x pallet
500	500 x 750	6 kg	26 pz. /pcs. pallet	80 x 120 x 220	176 kg x pallet
600	600 x 750	8 kg	19 pz. /pcs. pallet	80 x 120 x 220	172 kg x pallet
700	700 x 750	9 kg	19 pz. /pcs. pallet	80 x 120 x 220	191 kg x pallet
850	850 x 750	10 kg	17 pz. /pcs. pallet	80 x 120 x 220	190 kg x pallet
1000	1000 x 750	12 kg	13 pz. /pcs. pallet	80 x 120 x 220	176 kg x pallet
1200	1200 x 750	15 kg	13 pz. /pcs. pallet	80 x 120 x 220	215 kg x pallet
1300	1300 x 750	16 kg	13 pz. /pcs. pallet	80 x 140 x 220	228 kg x pallet



## Cassette per sanitari ATENA Boxes for plumbing fixtures ATENA



Cassetta per sanitari in acciaio zincato pensata per l'impiego specifico negli impianti termosanitari.

Include:

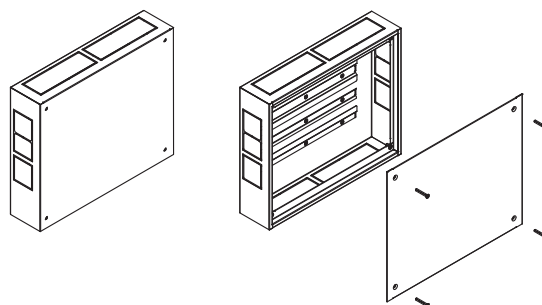
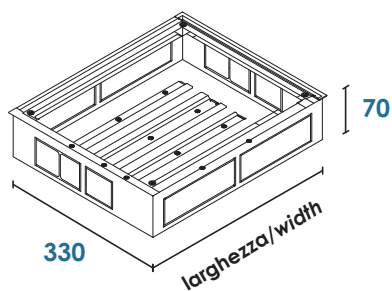
- base incasso con guide fisse;
- porta e cornice regolabile in profondità od in alternativa pannello cieco fisso;
- imballo in robusta scatola di cartone.

*Galvanised steel boxes for plumbing fixtures designed for specific use in plumbing and heating systems.*

*Includes:*

- *base for jointing with fixed guides;*
- *door and frame with adjustable depth or alternative fixed blank panel;*
- *packed into a strong carton box.*

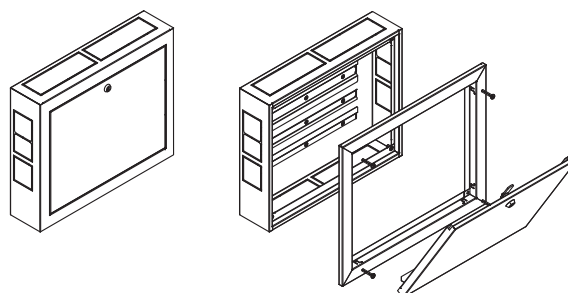




### caratteristiche characteristics

	LARGHEZZA WIDTH	tipo porta door type	codice code
profondità depth <b>330</b> mm	400	semplice simple door	AB04AA
	500		AB05AA
	600		AB06AA
	700		AB07AA
	800		AB08AA




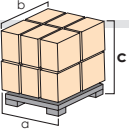
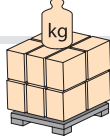
altezza  
height **70** mm



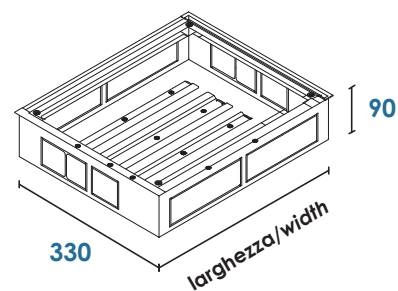
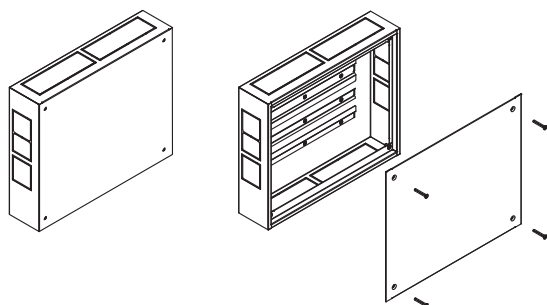
### caratteristiche characteristics

	LARGHEZZA WIDTH	tipo porta door type	codice code
profondità depth <b>330</b> mm	400	cornice e porta door with frame	AB04AB
	500		AB05AB
	600		AB06AB
	700		AB07AB
	800		AB08AB

### dati logistici logistic data

modello/model					
400	430 x 330	3,5 kg	60 pz. /pcs. pallet	80 x 120 x 220	230 kg x pallet
500	530 x 330	4,3 kg	60 pz. /pcs. pallet	80 x 120 x 220	270 kg x pallet
600	630 x 330	5,0 kg	60 pz. /pcs. pallet	80 x 120 x 220	320 kg x pallet
700	730 x 330	5,8 kg	60 pz. /pcs. pallet	80 x 120 x 220	370 kg x pallet
800	830 x 330	6,5 kg	60 pz. /pcs. pallet	80 x 120 x 220	410 kg x pallet

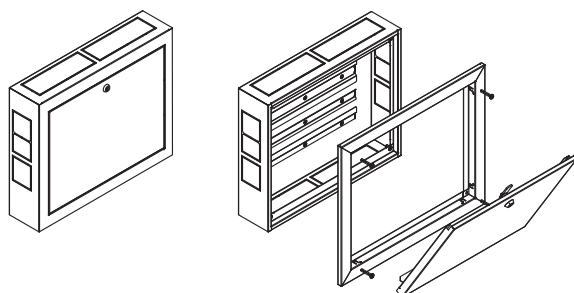




**caratteristiche  
characteristics**

profondità depth <b>330</b> mm	LARGHEZZA WIDTH	tipo porta door type	codice code
	400	semplice simple door	AB04BA
	500		AB05BA
	600		AB06BA
	700		AB07BA
	800		AB08BA

altezza  
height **90** mm




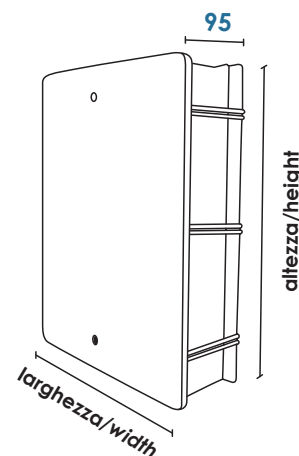

**caratteristiche  
characteristics**

profondità depth <b>330</b> mm	LARGHEZZA WIDTH	tipo porta door type	codice code
	400	cornice e porta door with frame	AB04BB
	500		AB05BB
	600		AB06BB
	700		AB07BB
	800		AB08BB

**dati logistici  
logistic data**

modello/model					
<b>400</b>	430 x 330	4,0 kg	48 pz. /pcs. pallet	80 x 120 x 220	210 kg x pallet
<b>500</b>	530 x 330	4,8 kg	48 pz. /pcs. pallet	80 x 120 x 220	250 kg x pallet
<b>600</b>	630 x 330	5,5 kg	48 pz. /pcs. pallet	80 x 120 x 220	285 kg x pallet
<b>700</b>	730 x 330	6,3 kg	48 pz. /pcs. pallet	80 x 120 x 220	320 kg x pallet
<b>800</b>	830 x 330	7,0 kg	48 pz. /pcs. pallet	80 x 120 x 220	355 kg x pallet





correa supporti collettori  
support cabinets kit

La cassetta d'ispezione per collettori, si presenta in una confezione compatta e di semplice utilizzo, pronta in una manciata di secondi, basta alzare le fiancate incernierate e fissarle con una semplice pressione a scatto. Progettata con l'obiettivo di eliminare perdite di tempo ed adattarsi alla quasi totalità dei collettori in commercio. La cassetta, molto apprezzata dagli addetti ai lavori, oggi è l'unica valida alternativa dei prodotti similari.

The inspection cabinet has a very compact package and is very easy to be used and ready in a very short time. What you need is to lift the side parts and fix them with pressure. It is designed not to waste time and it adapts to fast every cabinets on the market. The cabinet is by the specialist men very appreciated. Today it is the unique valid version among similar items.

**caratteristiche  
characteristics**

	LARGHEZZA WIDTH	ALTEZZA HEIGHT	codice code
profondità depth <b>95</b> mm	265	320	V-CASANPLAST320
	265	400	V-CASANPLAST400
	265	500	V-CASANPLAST500
	310	600	V-CASANPLAST600

**dati logistici  
logistic data**

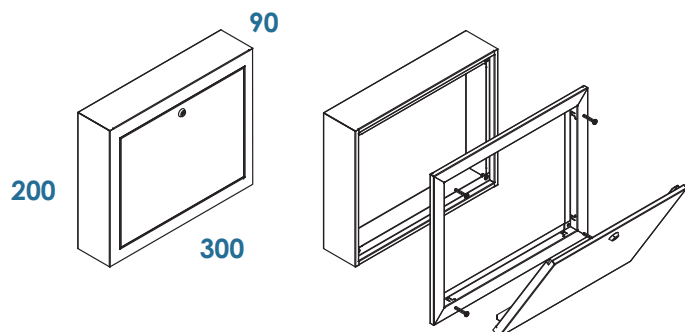
modello/model					
320	31 x 38 x 38	12,00 kg	40 scatole cartone/cardboard box pallet	80 x 120 x 195	510 kg x pallet
400	31 x 38 x 46	14,30 kg	32 scatole cartone/cardboard box pallet	80 x 120 x 190	490 kg x pallet
500	31 x 38 x 56	17,50 kg	24 scatole cartone/cardboard box pallet	80 x 120 x 180	442 kg x pallet
600	36 x 38 x 67	26,00 kg	18 scatole cartone/cardboard box pallet	80 x 120 x 210	446 kg x pallet

NOTA: la confezione di una scatola contiene 10 cassette / 10 pcs in a cardboard box









Cassetta da incasso per valvola gas in acciaio zincato, idonea al contenimento dei principali modelli in commercio.

Include:


- base incasso di dimensioni adeguate;
- porta e cornice regolabile in profondità;
- imballo in robusta scatola di cartone.

*Wall cabinet for galvanized steel gas valve, suitable for the containment of the main models on the market.*




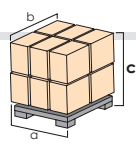
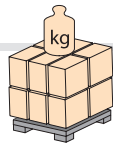
*It includes:*

- *wall basis of adequate size;*
- *door and frame with adjustable depth;*
- *packed in strong carton box.*

**caratteristiche**  
**characteristics**

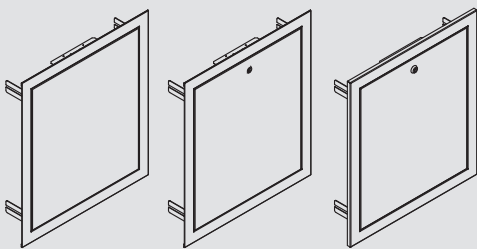
	<b>DIMENSIONI</b> <b>DIMENSIONS</b>	<b>cornice e porta</b> <b>frame and door</b>	<b>base incasso</b> <b>built-in base</b>	<b>codice</b> <b>code</b>
	<b>300 x 200 x 90</b>	filomuro close to the wall	zincata galvanised	CASS30209

**dati logistici**  
**logistic data**

<b>modello/model</b>					
<b>CASS30209</b>	350 x 250	3 kg	80 pz. /pcs. pallet	80 x 120 x 150	290 kg x pallet

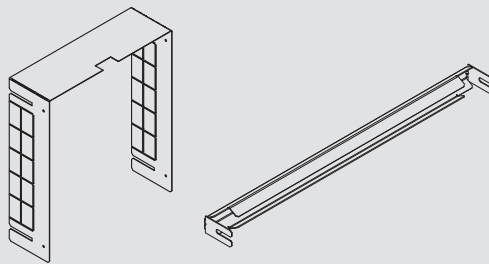


## Accessori Accessories



Accessori, componenti e pezzi di ricambio per armadi per collettori e cassette sanitarie.

- porte e cornici con luce 450, 505, 572, 720
- paratie telescopiche
- pannelli paramalta
- accessori vari di fissaggio

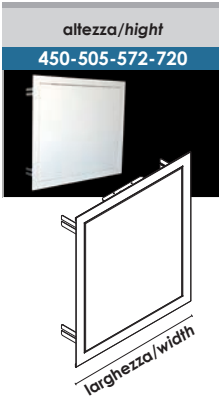
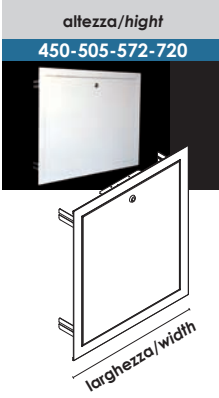


Accessories, components and spare parts for manifold cabinets and boxes for plumbing fixtures.

- doors with frames with span 450, 505, 572, 720
- telescopic bulkheads
- under door panel
- various fixing accessories

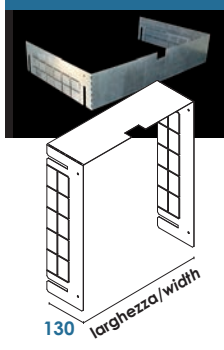



**cornici e porte verniciate per armadi**  
**Painted doors with frame for cabinets**

	LARGHEZZA WIDTH	luce porta door span	altezza height	cornice/porta frame/door	chiusura closure	codice code				
	altezza/high	450	500 630	filomuro close to the wall	a push push	AAT04004AC				
	450-505-572-720					AAT05004AC				
	600					AAT06004AC				
	700					AAT07004AC				
	850					AAT08504AC				
	1000					AAT10004AC				
	1200					AAT12004AC				
	1300					AAT13004AC				
	400					505	630	filomuro close to the wall	a push push	AAT04005AC
	500									AAT05005AC
	600									AAT06005AC
	700									AAT07005AC
	850									AAT08505AC
1000	AAT10005AC									
1200	AAT12005AC									
1300	AAT13005AC									
400	572	605 630 750	filomuro close to the wall	a push push	AAT04006AC					
500					AAT05006AC					
600					AAT06006AC					
700					AAT07006AC					
850					AAT08506AC					
1000					AAT10006AC					
1200					AAT12006AC					
1300	AAT13006AC									
500	720	930	filomuro close to the wall	a push push	AAT05007AC					
600					AAT06007AC					
700					AAT07007AC					
850					AAT08507AC					
1000					AAT10007AC					
1200					AAT12007AC					
1300					AAT13007AC					
	altezza/high	450	500 630	filomuro close to the wall	radiale (a cacciavite) radial (with screwdriver)	AAT04004AR				
	450-505-572-720					AAT05004AR				
	600					AAT06004AR				
	700					AAT07004AR				
	850					AAT08504AR				
	1000					AAT10004AR				
	1200					AAT12004AR				
	1300					AAT13004AR				
	400					505	630	filomuro close to the wall	radiale (a cacciavite) radial (with screwdriver)	AAT04005AR
	500									AAT05005AR
	600									AAT06005AR
	700									AAT07005AR
	850									AAT08505AR
1000	AAT10005AR									
1200	AAT12005AR									
1300	AAT13005AR									
400	572	605 630 750	filomuro close to the wall	radiale (a cacciavite) radial (with screwdriver)	AAT04006AR					
500					AAT05006AR					
600					AAT06006AR					
700					AAT07006AR					
850					AAT08506AR					
1000					AAT10006AR					
1200					AAT12006AR					
1300	AAT13006AR									
500	720	930	filomuro close to the wall	radiale (a cacciavite) radial (with screwdriver)	AAT05007AR					
600					AAT06007AR					
700					AAT07007AR					
850					AAT08507AR					
1000					AAT10007AR					
1200					AAT12007AR					
1300					AAT13007AR					



 accessori  
 accessories

**paratia telescopica**  
**telescopic bulkhead**

	LARGHEZZA WIDTH	luce porta door span	altezza hight	materiale material	codice code
	400	450	630	zincata galvanised	AAG04004
	500				AAG05004
	600				AAG06004
	700				AAG07004
	850				AAG08504
	1000				AAG10004
	1200				AAG12004
	1300				AAG13004
	400				AAG04005
	500				AAG05005
	600				AAG06005
	700				AAG07005
	850				AAG08505
1000	AAG10005				
1200	AAG12005				
1300	AAG13005				
	400	505	630	zincata galvanised	AAG04006
	500				AAG05006
	600				AAG06006
	700				AAG07006
	850				AAG08506
	1000				AAG10006
	1200				AAG12006
	1300				AAG13006
	400				AAG04007
	500				AAG05007
	600				AAG06007
	700				AAG07007
	850				AAG08507
1000	AAG10007				
1200	AAG12007				
1300	AAG13007				


accessori  
accessories


**pannello paramalta**  
**under door panel**

	LARGHEZZA WIDTH	luce porta door span	altezza hight	materiale material	codice code
	400	450	630	cartone neutro cartone neutro	AAH04004CA
	500				AAH05004CA
	600				AAH06004CA
	700				AAH07004CA
	850				AAH08504CA
	1000				AAH10004CA
	1200				AAH12004CA
	1300				AAH13004CA
	400				AAH04005CA
	500				AAH05005CA
	600				AAH06005CA
	700				AAH07005CA
	850				AAH08505CA
1000	AAH10005CA				
1200	AAH12005CA				
1300	AAH13005CA				
	400	505	630	cartone neutro cartone neutro	AAH04006CA
	500				AAH05006CA
	600				AAH06006CA
	700				AAH07006CA
	850				AAH08506CA
	1000				AAH10006CA
	1200				AAH12006CA
	1300				AAH13006CA
	400				AAH04007CA
	500				AAH05007CA
	600				AAH06007CA
	700				AAH07007CA
	850				AAH08507CA
1000	AAH10007CA				
1200	AAH12007CA				
1300	AAH13007CA				




**cornici porte e pannello per cassette sanitarie**  
**painted doors with frames and panels for plumbing boxes**

		MODELLO MODEL	codice code
	cornici porte painted doors with frames	cornice porta sanitari L 400 painted doors with frames plumbing boxes L 400	ABT04
		cornice porta sanitari L 500 painted doors with frames plumbing boxes L 500	ABT05
		cornice porta sanitari L 600 painted doors with frames plumbing boxes L 600	ABT06
		cornice porta sanitari L 700 painted doors with frames plumbing boxes L 700	ABT07
		cornice porta sanitari L 800 painted doors with frames plumbing boxes L 800	ABT08


		MODELLO MODEL	codice code
	pannello simple door	porta semplice L 400 simple door L 400	ABB04A
		porta semplice L 500 simple door L 500	ABB05A
		porta semplice L 600 simple door L 600	ABB06A
		porta semplice L 700 simple door L 700	ABB07A
		porta semplice L 800 simple door L 800	ABB08A

**fissaggi per cassette sanitarie**  
**manifolds fixture for plumbing boxes**


 accessori  
 accessories

	MODELLO MODEL	composizione composition	codice code
	semplici alti e bassi da 3/4" simple high and low 3/4"	1 fissaggio plastico alto semplice 3/4" 1 fissaggio plastico basso semplice 3/4" 2 viti di serraggio 1 simple high plastic fixture 3/4" 1 simple low plastic fixture 3/4" 2 retaining screws	AK15-03
	semplici alti e bassi da 1" simple high and low 1"	1 fissaggio plastico alto semplice 3/4" 1 fissaggio plastico basso semplice 3/4" 2 viti di serraggio 1 simple high plastic fixture 3/4" 1 simple low plastic fixture 3/4" 2 retaining screws	AK15-02

**fissaggi per cassette sanitarie**  
**manifolds fixture for plumbing boxes**

	MODELLO MODEL	composizione composition	codice code
	semplici alti e bassi da 1" simple high and low 1"	1 fissaggio plastico alto semplice 1" 1 fissaggio plastico basso semplice 1" 2 viti di serraggio 1 simple high plastic fixture 1" 1 simple low plastic fixture 1" 2 retaining screws	AK15-01

**fissaggi per cassette sanitarie**  
**manifolds fixture for plumbing boxes**

	MODELLO MODEL	composizione composition	codice code
	da barra for bar	2 fissaggi plastici alti coll. da barra 3/4" 2 fissaggi plastici bassi coll. da barra 3/4" 2 fissaggi plastici alti coll. da barra 1" 2 fissaggi plastici bassi coll. da barra 1" viti di serraggio e per fissaggio 2 high plastic collar fixtures for bar 3/4" 2 low plastic collar fixtures for bar 3/4" 2 high plastic collar fixtures for bar 1" 2 low plastic collar fixtures for bar 1" retaining and anchoring screws	AK15-04

**kit serratura per cornici e porte**  
**lock kit for doors with frame**


chiusura/closure	codice/code
a push push	AK13-09
radiale (a cacciavite) radial (with screwdriver)	AK13-10

**kit guida interna per armadi per collettori**  
**internal guide kit for manifold cabinets**

componenti/components	codice/code
per h 500 completa di viteria M8 for h 500 complete with screws M8	AAED8A2
per h 630 completa di viteria M8 for h 630 complete with screws M8	AAEA8A2
per h 750 completa di viteria M8 for h 750 complete with screws M8	AAEC8A2
per h 930 completa di viteria M8 for h 930 complete with screws M8	AAEB8A2


**staffa curvatubo**  
**pipe bending bracket**

LARGHEZZA WIDTH	materiale material	codice code
400	zincata galvanised	AAL0400
500		AAL0500
600		AAL0600
700		AAL0700
850		AAL0850
1000		AAL1000
1200		AAL1200
1300		AAL1300



accessori  
accessories


**staffe per collettori**  
**support brackets for cabinets**


	MODELLO MODEL	materiale material	codice code
	VMEC-SLIM VMEC-SLIM	zincata galvanised	STSLI01



L'ancoraggio del collare alla base avviene: da un lato ad innesto e dall'altro con vite a testa cilindrica. / The anchoring of the collar at the base happens: from one side by clutch and from the other side by coupling head screw.


**staffe per collettori**  
**support brackets for cabinets**

	MODELLO MODEL	materiale material	codice code
	VMEC-MEDIUM VMEC-MEDIUM	zincata galvanised	STMED01



L'ancoraggio del collare alla base avviene: da un lato ad innesto e dall'altro con vite a testa cilindrica. / The anchoring of the collar at the base happens: from one side by clutch and from the other side by coupling head screw.

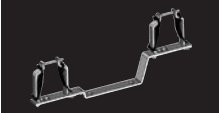
**staffe per collettori**  
**support brackets for cabinets**

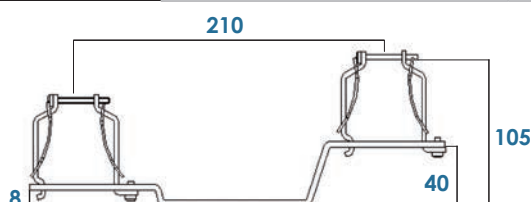
	MODELLO MODEL	materiale material	codice code
	VMEC-BIG VMEC-BIG	zincata galvanised	STBIG01



L'ancoraggio del collare alla base avviene: da un lato ad innesto e dall'altro con vite a testa cilindrica. / The anchoring of the collar at the base happens: from one side by clutch and from the other side by coupling head screw.

**staffe per collettori**  
**support brackets for cabinets**

	MODELLO MODEL	materiale material	codice code
	VMEC-UNIVERSAL VMEC-UNIVERSAL	zincata galvanised	STUNI01



L'ancoraggio del collare alla base avviene: da un lato ad innesto e dall'altro con vite a testa cilindrica. / The anchoring of the collar at the base happens: from one side by clutch and from the other side by coupling head screw.

**NOTE: Le staffe VMEC possono essere fornite assemblate o in kit di montaggio.**  
**VMEC brackets can be supplied assembled or in kit**



## condizioni generali di fornitura general conditions of supply

### CONSEGNE

15 gg. dal ricevimento dell'ordine.  
 I termini di consegna riportati nella conferma d'ordine sono da considerarsi indicativi e non impegnativi. Consegne ritardate per motivi estranei alla nostra volontà non daranno diritto ad alcun genere di indennizzo.

### IMBALLO

nostro standard gratis.

### PALLET

da rendere alla VMEC.  
 Nel caso in cui non vengano resi entro 3 mesi dalla consegna, verranno addebitati in fattura al costo.

### TRASPORTO

Franco Partenza:  
 Per ordini particolari viene data la possibilità di ricevere la merce. Franco Destino: La merce viaggia a rischio e pericolo del committente, anche per le consegne Franco Destino.

### PAGAMENTI

Primo ordine:  
 anticipato oppure contanti consegna.  
 Ordini successivi:  
 da concordare con il ns ufficio commerciale.

### RESI

Eventuali restituzioni di materiale dovranno essere autorizzate dalla VMEC.  
 Le spese relative alla restituzione del materiale rimarranno a carico dell'azienda che effettua il reso.

### FORO COMPETENTE

Tribunale di Verona.

### DELIVERIES

15 days from receipt of order. The delivery times indicated on the order confirmation are to be considered indicative and not binding. Deliveries that are delayed for reasons beyond our control shall not provide grounds for claims of any kind.

### PACKING

our standard packing, free of charge.

### PALLETS

to be returned to VMEC.  
 If the pallets are not returned within 3 months of delivery, they will be invoiced to you at cost price.

### TRANSPORT

Ex works:  
 For particular orders there is the possibility of receiving goods Carriage Paid.  
 The goods travel at the buyer's own risk, even when supplied Carriage Paid.

### PAYMENTS

First order:  
 in advance or cash on delivery.  
 Subsequent orders:  
 to be agreed with our commercial office.

### RETURNS

Any returns of material must be authorised by VMEC. The costs for the return of the material will be at the expense of the company that makes the return.

### COMPETENT COURT

Court of Verona.

È vietata ogni riproduzione, anche parziale, del presente catalogo. Eventuali variazioni o modifiche al presente catalogo ed a tutti gli articoli in esso contenuti potranno essere effettuati senza alcun obbligo di preavviso.

All reproduction of this catalogue, even in part, is forbidden. Any variations or modifications of this catalogue and of the articles that it contains may be made without prior notice.


## OPTIONALS

Abbiamo la possibilità di personalizzare esteticamente la nostra cassetta su richiesta specifica del cliente e per lotti di almeno 700 pezzi, con dei nuovi prodotti aventi le stesse caratteristiche del BIANCO 9010 standard. Alcune delle molteplici possibilità sono riportate nelle foto.


*On customer demand there is the possibility to personalize our manifold box for quantity at least 700 pcs with new covering films such as aluminum, briar or steel in stead of the colouring standard white Ral 9010. See the pictures below.*



Alluminio / Aluminium  
KP62 MET55 I20 E



Radica / Briar  
KP61 SL103

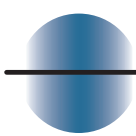


Acciaio / Steel  
AISI 430 + VE CLAIR01









# VMEC



**The Power of Partnership**

**VMEC ENERGY S.R.L.**

Sede Operativa 1/Production office 1: Via Dell'Agricoltura, 12 - 37051 Bovolone - VR - Italy

tel. +39 045 6680070 - fax +39 045 6680267

info@vmec.it - www.vmec.it

Heating &  
Cooling Components